



THE LITERACY
COMPANY

Year 7 and 8

English at Home



These materials have been created by The Literacy Company to support home learning with literacy. We hope you enjoy using them and would appreciate your feedback. Please follow our Facebook page or Twitter to keep up to date with any new releases and store our website page as a favourite for easy access.

 The Literacy Company

 @TheLCUK

 theliteracycompany

We have also created *The Lit Co Community Page* which can be accessed through the following link:

<https://www.theliteracycompany.co.uk/the-lit-co-community/>

We would love to see some of the work you have produced, so start writing!



Please choose a daily task from the list below.

- Read the task carefully and make sure you think about the skills you will need to use, to write successfully.
- When you have finished your task, read over and check your work. Make any necessary edits and improvements.

Picture descriptions

Look at the picture on the right.

Describe it using a range of techniques:

- rich vocabulary
- simile and metaphor
- personification
- create atmosphere with pathetic fallacy



Consider how you will structure your descriptive writing:

- looking down and zooming in
- approaching and crossing the bridge
- Inside looking out

Books I've read

Think about one of the best books you've read in year 7 or year 8. You might want to read a summary of the text to refresh your memory.


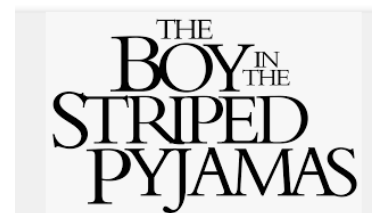
Who were the characters?

Where was it set?

What time period was it set in?

How did you feel when you read it?

Write a **diary entry** in role as if you were one of the characters. Choose an event or moment in time to write about. Try to get across the viewpoint of that character. Describe the setting that part of the story was set in. Use writing techniques to imply the character's feelings.





Practise sentences

In KS3, all of your writing is better if your sentences are better. Practise writing a range of **sentences** on a topic of your own choice.

Write:

- Short simple sentences
- Compound sentences joined with and, or, but, yet, so
- Complex sentences using subordinating conjunctions (although, as, while, before, when, due to, whenever) – remember commas when subordinate clause is first
e.g. *When considering which trainers to buy, you must think about style*
- Use parenthesis – who, which, when, that e.g. *Jon, who is particularly good at maths, solved the problem. The Tempest, based on a shipwreck, was one of Shakespeare's final plays that he wrote alone.*
- Use semi-colons between clauses e.g. I saw a magnificent eagle; it was hovering near the forest

Film review

Watch a film. Decide whether you love or hate it! Give it a mark out of 10 and then think of reasons for your opinion.

Write a **review** of the film. You will have to recount the story line and summarise it.

Then give your opinions on:

- characters
- plot
- scenes and scenery/props
- lighting
- camera angles and zooming/panning
- language used

Read other film reviews in newspapers or online to help you to write this.





Adverts and persuasion

Research and find examples of persuasive adverts e.g. the latest trainer catalogue, the supermarket product leaflet, pizza takeaway leaflet, zoo information on endangered animals, the adverts in the newspaper.

Read through and look at patterns in the language used.

a) Copy out and complete this grid to **collect examples** of the features and persuasive language used:

Order of the information/structure of the text	Sentence types and sentence lengths What punctuation has been used?	Use of repetition and exaggeration
Viewpoint of the writers Does it change? Is there more than one viewpoint?	Use of rhetoric Are there any rhetorical questions?	Slogans and offers

b) Create your own! Design a new product e.g. a trainer, a chocolate bar, a pizza. Create an **advert** for your product using the writing techniques investigated above.


William Shakespeare

Complete research about the writer William Shakespeare (or another famous classic writer that you have studied in school).

Write **questions for a quiz** about the author. Record your answers.

Think about the format of the quiz and the variety of questions you could ask e.g. question and answer, true or false, multiple choice, finish the sentence, fill in the missing gap...

Try out your quiz on a family member!



Write a **biographical text** about the author using your knowledge from the quiz. Think about how you will structure it.



Shakespeare's plays

Which Shakespeare play have you studied? Maybe Romeo and Juliet, The Tempest, A Midsummer Night's Dream or Twelfth Night?



Read an online summary of the play to remind you of the plotline. Think of a character you have studied or are interested in. You might want to research the character further online (KS3 BBC Bitesize is very useful for this).

Write a **character profile** for your chosen character.

Think about the character's attributes – physical descriptions and character's personality; any relationships they have (friends and enemies); changes the character goes through and any other interesting facts. Consider how to structure your writing in sections, use a variety of sentences and strong vocabulary.

Creative creatures

Design your own mythological creature - a hybrid made up of two or more animals. Draw a diagram of your creature – consider what its head, body, tail, legs will be made from. Label the creature using informative labels. Explain the creature's features using clear vocabulary, expressive and figurative language.



Write a description or story opening involving your creature.

Make your own lunch

Create a super sandwich or healthy snack. Think about which foods and equipment you are permitted to use.

Write a recipe for your food or snack. Consider every step of the method carefully. Consider your reader and what information they will need to know.

Look at recipe books and online recipes for the layout. You will need to include:

A list of ingredients

A list of equipment

Number step by step instructions

A drawing or labelled diagram of the finished product

Once this is written, create a **persuasive paragraph** to describe the benefits of the snack/recipe and why people want to make it. You might want to make this into a paper advert.



What's the issue?

Are you a young Greta Thunberg?

Do you collect food tins and packets and donate to the food bank?

Do you fight for equality and children's rights?

Do you think pupils should be able to learn at home using virtual platforms?

Think about something you are passionate about. This could be a current world issue that you have seen on the news or something that matters a lot to you and your friends.

Think carefully about this and create one statement about it e.g.

We should all do at least three acts of kindness a week.

The environment should be our first priority.

We should educate ourselves about current world issues.

Come up with a list of points or arguments which back up the statement.

Choose a way to **communicate your information**:

- a letter of persuasion
- a leaflet
- a poster
- a journalistic article for an online website e.g. Newsround

Organise and **present your arguments** with examples and description.