

Read and interpret tables



- 1 The table shows the weight of five dogs, to the nearest kilogram.

Name of dog	Weight
Buster	12 kg
Misty	26 kg
Titch	14 kg
Henry	36kg
Patch	

- a) What is the total weight of Buster and Titch?

26kg

- b) Henry is 10 kg heavier than Misty.

Write Henry's weight in the table.

- c) Patch is heavier than Titch but weighs less than Misty.

Write the dogs names in order of weight, starting with the lightest.

Buster, Titch, Patch, Misty, Henry

- 2 The table shows the number of children in each year at a primary school.

Year	1	2	3	4	5	6
Number of children	28	31	29	25	32	30

There are 175 children in the school in total.

How many children are in Year 6?

Complete the table.

How did you work this out? Talk to a partner.

- 3 The table shows the average summer temperature for different cities.

City	London	Edinburgh	Paris	Madrid	Rome	Berlin
Temperature (°C)	21	15	25	31	30	22

- a) What is the average summer temperature in Paris?

25°C

- b) Which city has the warmest average temperature during the summer?

Madrid

- c) What is the difference in average temperature between Berlin and Edinburgh?

7°C

- d) Which two cities have a difference of just one degree in average summer temperature?

London & Berlin or Rome & Madrid

- e) Eva and her parents live in London.
They want to have a summer holiday somewhere warmer.

Which city do you think they should go to? E.g. Madrid

Explain your answer.



- 4 Teachers asked children how they travel to school.

The tables show how the children in Year 4 and Year 5 travel to school.

Year 4

Method of travel	Walk	Bike	Car	Bus
Number of children	18	1	10	0

Year 5

Method of travel	Walk	Bike	Car	Bus
Number of children	17	3	7	1

- a) What is the most common method of travel in both year groups?

Walk

- b) How many more children travel by car in Year 4 than in Year 5?

3

- c) Which year has the most children?

Year 4

- d) Year 5 children cause less pollution than Year 4, getting to school.




Is Tommy correct? yes/no/can't tell with correct justification.
Explain your answer.



- 5 The table shows the number of ice creams sold in a shop last week.

Day	Mon	Tue	Wed	Thur	Fri	Sat	Sun
Ice creams sold	15	27	13	19	2	46	38

The shop sold more ice creams in total on Saturday and Sunday than during the rest of the week.




Do you agree with Alex? yes

Explain your reasons.



- 6 Class 5B did a survey to find out the types of pets children had at home.


Dog	Cat	Hamster	Rabbit	Goldfish



Dora


There are 24 children in the class.

We do not know how many children are in the class.



Rosie

There are more than 24 children in the class.



Amir

Who is correct? Rosie

Explain your answer.

